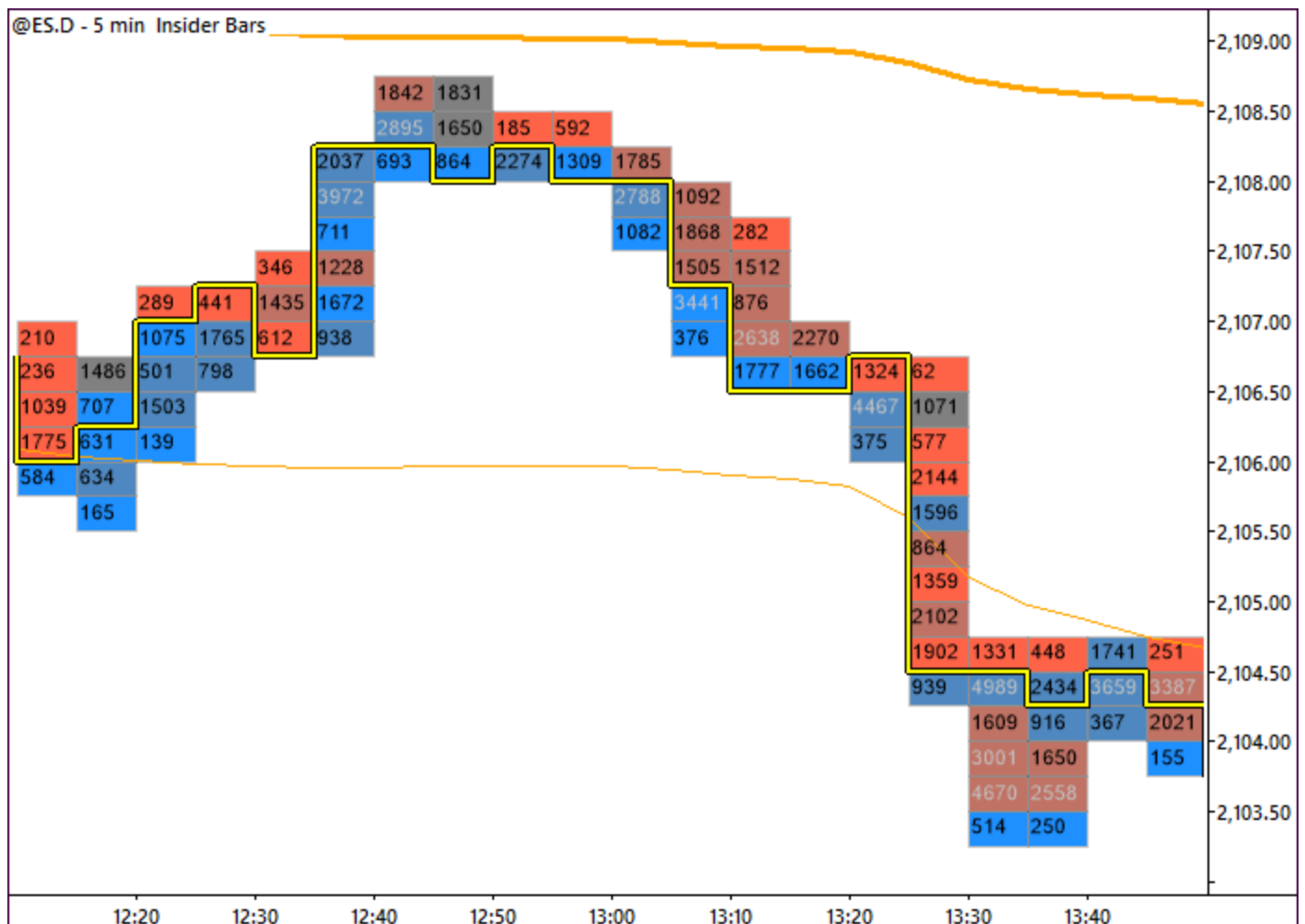


Insider Bars

Insider Bars is a professional TradeStation indicator and tradingapp package for order-flow and other short-term traders in futures, stock and ETF markets.

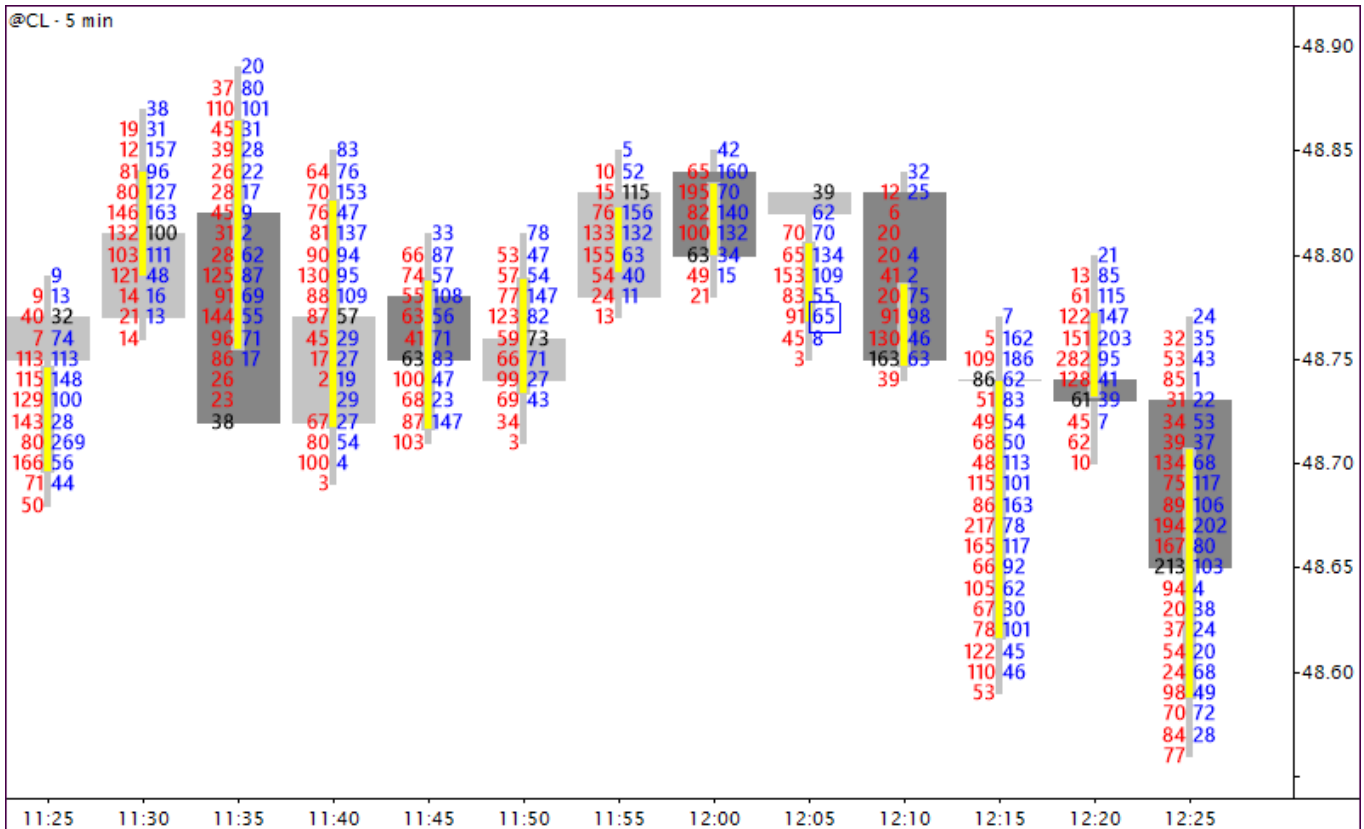
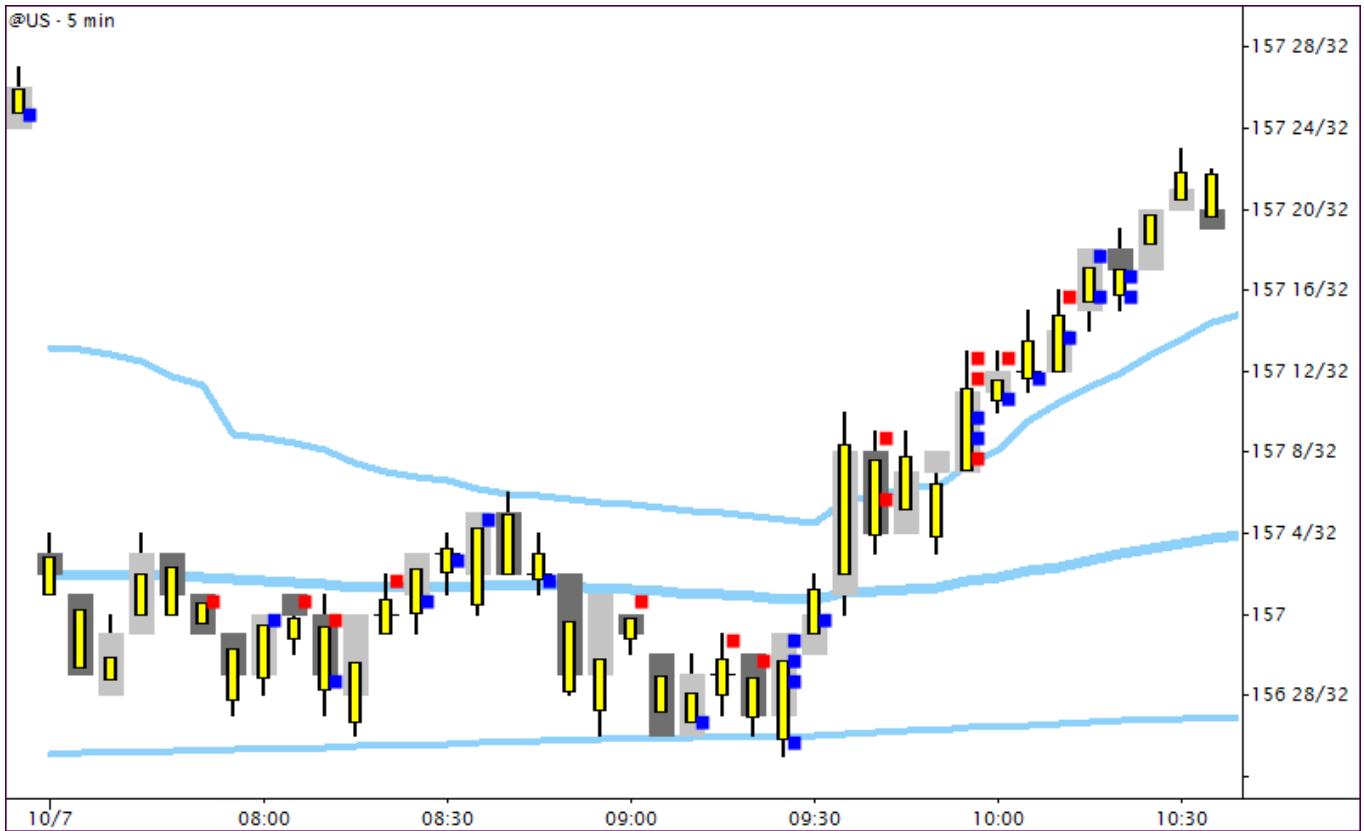
Insider Bars (chart indicator)

Professional order flow analysis finally comes to TradeStation! See inside intraday price bars, showing bullish and bearish bias often before it is reflected in price movement. Color-coded display allows easy decision making. Extensive analysis and display options (text, rectangles, paintbars, etc.) VWAP, VPOC and value areas for day, week, month and rolling length plus for individual bars, bid/ask and lots more. Here are a few sample charts:



© Copyright 2001-2017 N. Christopher Cheatham/marketGtrading.com. All rights reserved. Reproduction of techniques and materials is prohibited without prior written permission. All charts shown were created using TradeStation®. TradeStation® and EasyLanguage® are registered trademarks of TradeStation Technologies, Inc.

DISCLOSURE: Investment in securities involves substantial risks and should not be undertaken without understanding all the risks related to the sale and purchase of securities. The software described herein is designed to be a tool to assist investors in investment decisions. You have sole responsibility for evaluating and determining when and on what terms to engage in any transactions, and for determining the appropriateness of your choices. **BY INVESTING IN SECURITIES, YOU CAN LOSE MONEY, INCLUDING YOUR PRINCIPAL INVESTMENT. PAST PERFORMANCE DOES NOT GUARANTEE FUTURE RESULTS. TRADING FUTURES REPRESENTS A HIGH-RISK, SPECULATIVE INVESTMENT AND IS NOT SUITABLE FOR EVERYONE.**

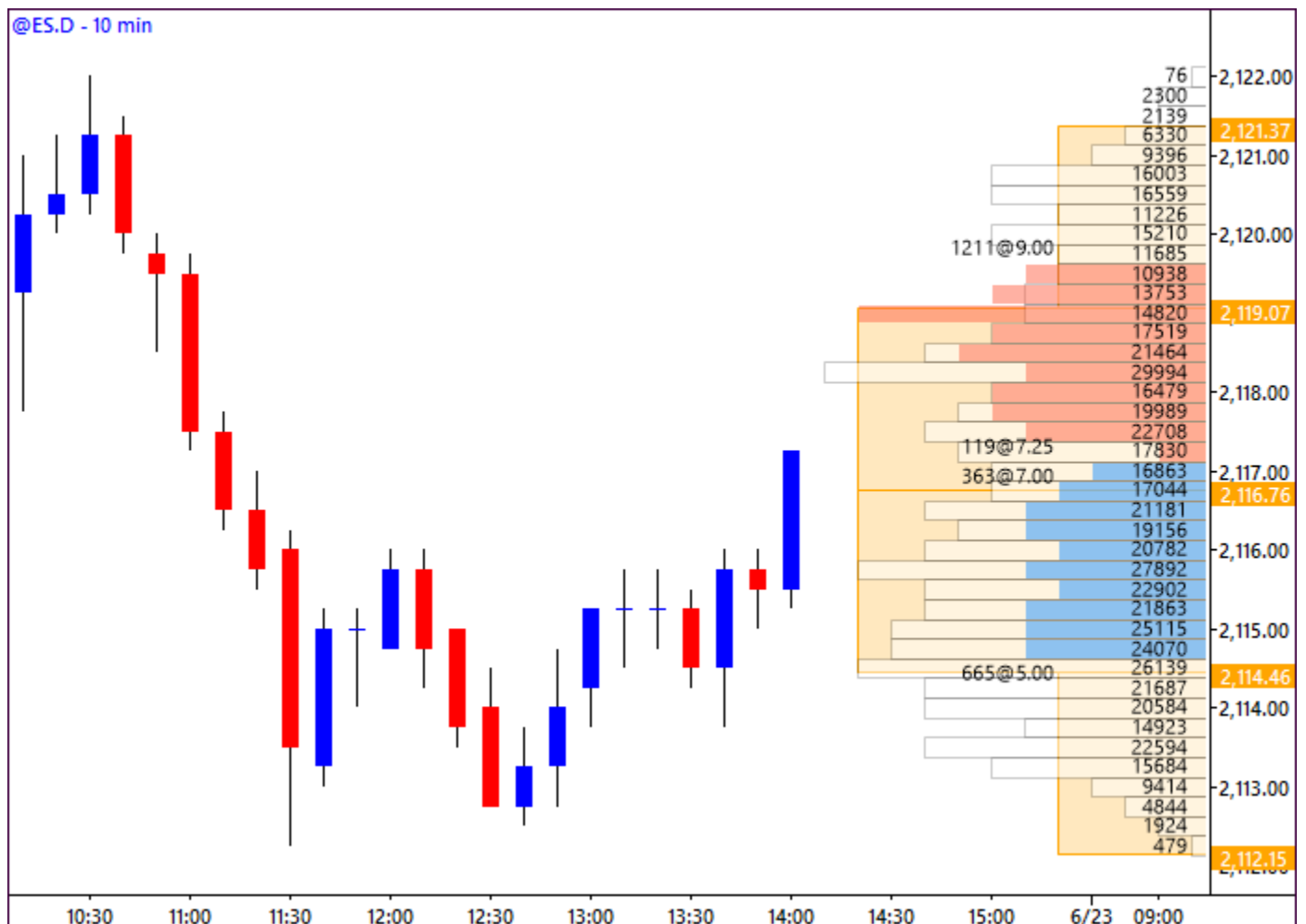


© Copyright 2001-2017 N. Christopher Cheatham/marketGrading.com. All rights reserved. Reproduction of techniques and materials is prohibited without prior written permission. All charts shown were created using TradeStation®. TradeStation® and EasyLanguage® are registered trademarks of TradeStation Technologies, Inc.

DISCLOSURE: Investment in securities involves substantial risks and should not be undertaken without understanding all the risks related to the sale and purchase of securities. The software described herein is designed to be a tool to assist investors in investment decisions. You have sole responsibility for evaluating and determining when and on what terms to engage in any transactions, and for determining the appropriateness of your choices. **BY INVESTING IN SECURITIES, YOU CAN LOSE MONEY, INCLUDING YOUR PRINCIPAL INVESTMENT. PAST PERFORMANCE DOES NOT GUARANTEE FUTURE RESULTS. TRADING FUTURES REPRESENTS A HIGH-RISK, SPECULATIVE INVESTMENT AND IS NOT SUITABLE FOR EVERYONE.**

Price Vol Pro (chart indicator)

Price Vol Pro combines the best of my two popular winners from the 2011 TradeStation Developer Challenge, and updates them with the latest OUEL technology. [Solidus Price Volume Histogram](#) displays price x volume data to the right of price bars. [Solidus Market Depth](#) shows market depth data.



- **Choose daily, weekly, monthly or custom length profiles** You can even *click on the chart* to select a set up a custom profile of any length -- from a few minutes to days or weeks!
- **Improved rectangle graphics** Display graphics are dramatically improved over original version, now including rectangle and text + rectangle display options.
- **Custom fonts** Choose your own font size and style -- no more living with one-size-fits-all fonts.
- **Custom input screen** Easy-to-use inputs. You also can save your favorite colors and settings as defaults.
- **Combine prices** Sometimes, there is too much price activity to fit comfortably on the screen. Combining prices allows you to group prices together for easier analysis. For instance, stocks can be displayed in 10, 25, 50 or 100 tick increments.

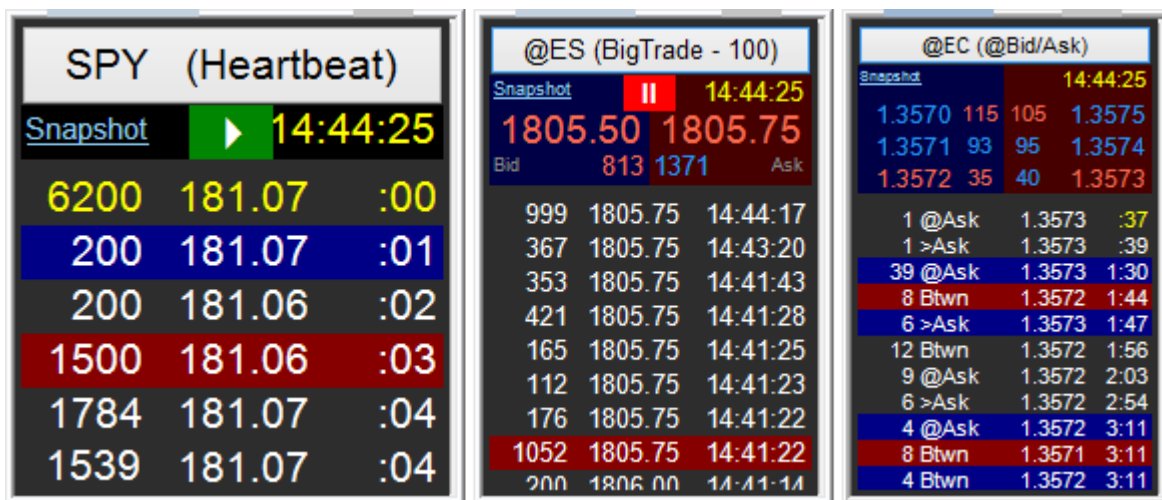
© Copyright 2001-2017 N. Christopher Cheatham/marketGrading.com. All rights reserved. Reproduction of techniques and materials is prohibited without prior written permission. All charts shown were created using TradeStation®. TradeStation® and EasyLanguage® are registered trademarks of TradeStation Technologies, Inc.

DISCLOSURE: Investment in securities involves substantial risks and should not be undertaken without understanding all the risks related to the sale and purchase of securities. The software described herein is designed to be a tool to assist investors in investment decisions. You have sole responsibility for evaluating and determining when and on what terms to engage in any transactions, and for determining the appropriateness of your choices. **BY INVESTING IN SECURITIES, YOU CAN LOSE MONEY, INCLUDING YOUR PRINCIPAL INVESTMENT. PAST PERFORMANCE DOES NOT GUARANTEE FUTURE RESULTS. TRADING FUTURES REPRESENTS A HIGH-RISK, SPECULATIVE INVESTMENT AND IS NOT SUITABLE FOR EVERYONE.**

- **Current bar volume** You may display volume current bar if you like, either total volume x price or uptick & downtick volume.
- **Market depth** Inside bid & ask or full market depth bars may be displayed.
- **Value area calculations** Savvy traders know that actual value areas are often *very different* from estimates made via standard deviation or other means. Price Vol Pro has the real deal.

Time Sales Pro (tradingapp; aka [Solidus Time Sales Pro](#))

Winner, 2013 TradeStation TradingApp Contest! If you have ever tried to use a traditional time & sales tool for high volume electronic futures or ETFs, you know *it just doesn't work!* There are too many transactions. Time Sales Pro solves this problem. It is a next-gen time & sales tool which allows you to 1) identify times and price levels when large volume enters the market, and 2) see trends ordinarily hidden in these high-volume electronic markets. Includes both standalone tradingapp and docked-form chart indicator. Read more about Time Sales Pro [here](#).



In addition to these three tools, there is also an additional tradingapp with comprehensive online help for all three. All products have modern, user friendly input forms. You don't have to remember arcane settings to type into the old school TradeStation input blanks. And you can also save your personal favorite settings as defaults.

I hope you enjoy your trial to Insider Bars. If you have any questions, please don't hesitate to drop me an email.

marketGtrading@Gmail.com

© Copyright 2001-2017 N. Christopher Cheatham/marketGtrading.com. All rights reserved. Reproduction of techniques and materials is prohibited without prior written permission. All charts shown were created using TradeStation®. TradeStation® and EasyLanguage® are registered trademarks of TradeStation Technologies, Inc.

DISCLOSURE: Investment in securities involves substantial risks and should not be undertaken without understanding all the risks related to the sale and purchase of securities. The software described herein is designed to be a tool to assist investors in investment decisions. You have sole responsibility for evaluating and determining when and on what terms to engage in any transactions, and for determining the appropriateness of your choices. **BY INVESTING IN SECURITIES, YOU CAN LOSE MONEY, INCLUDING YOUR PRINCIPAL INVESTMENT. PAST PERFORMANCE DOES NOT GUARANTEE FUTURE RESULTS. TRADING FUTURES REPRESENTS A HIGH-RISK, SPECULATIVE INVESTMENT AND IS NOT SUITABLE FOR EVERYONE.**